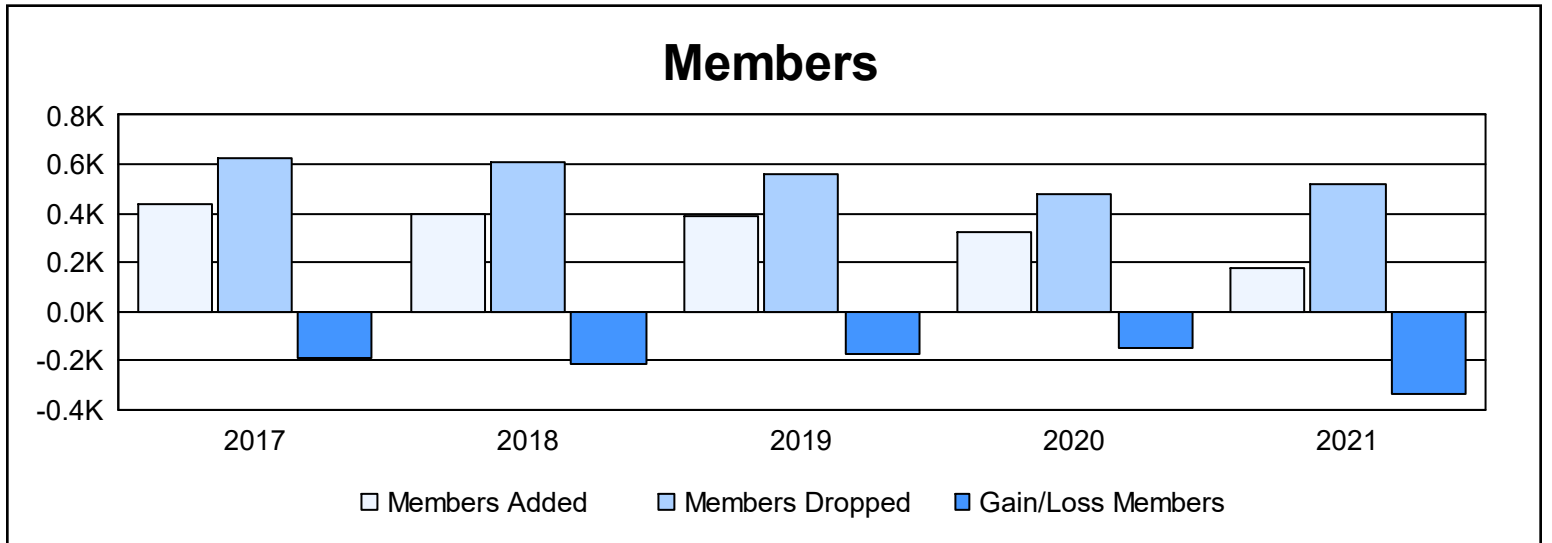
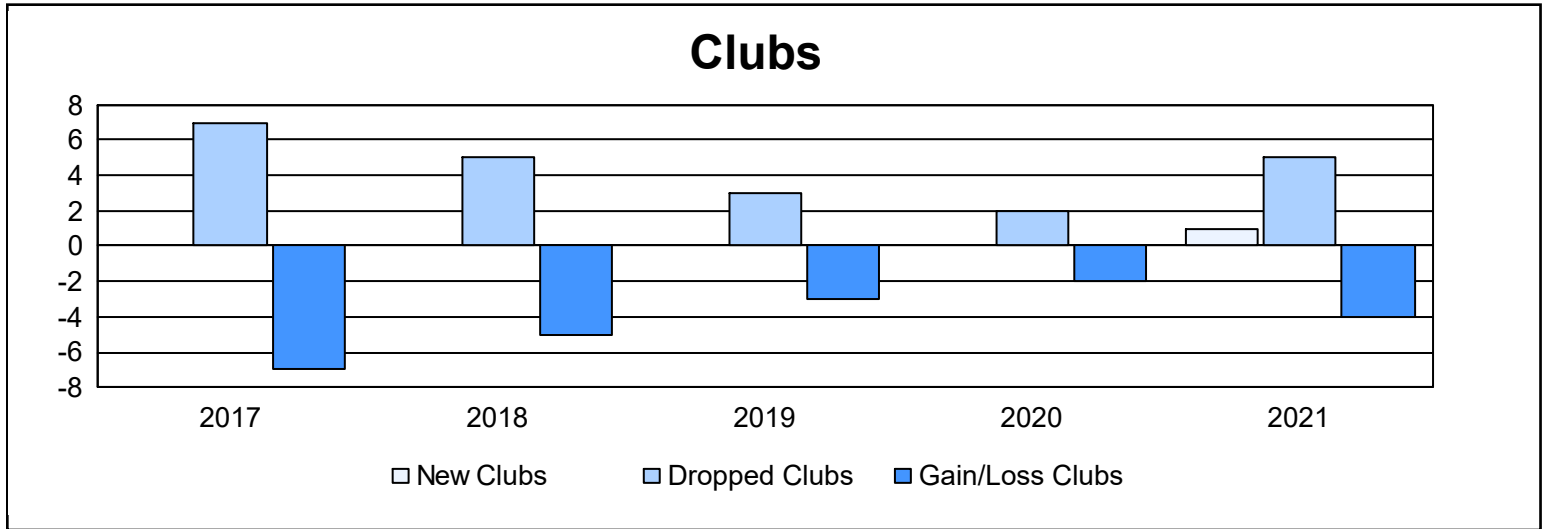
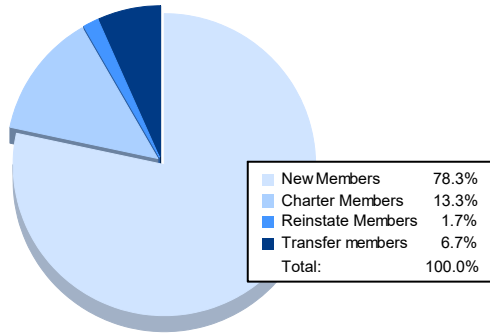


Year	New Clubs	Dropped Clubs	Gain/ Loss Clubs	New Members	Charter Members	Reinstate Members	Transfer Members	Total Member Added	Total Members Dropped	Gain/ Loss Members
2016-2017	0	7	-7	414	1	3	20	438	627	-189
2017-2018	0	5	-5	345	7	2	41	395	609	-214
2018-2019	0	3	-3	358	4	5	21	388	563	-175
2019-2020	0	2	-2	301	1	1	24	327	474	-147
2020-2021	1	5	-4	141	24	3	12	180	517	-337
<b>Average</b>	<b>0</b>	<b>4</b>	<b>-4</b>	<b>312</b>	<b>7</b>	<b>3</b>	<b>24</b>	<b>346</b>	<b>558</b>	<b>-212</b>



### Membership Composition June 2021 Cumulative



### Gender Composition June 2021 Cumulative

